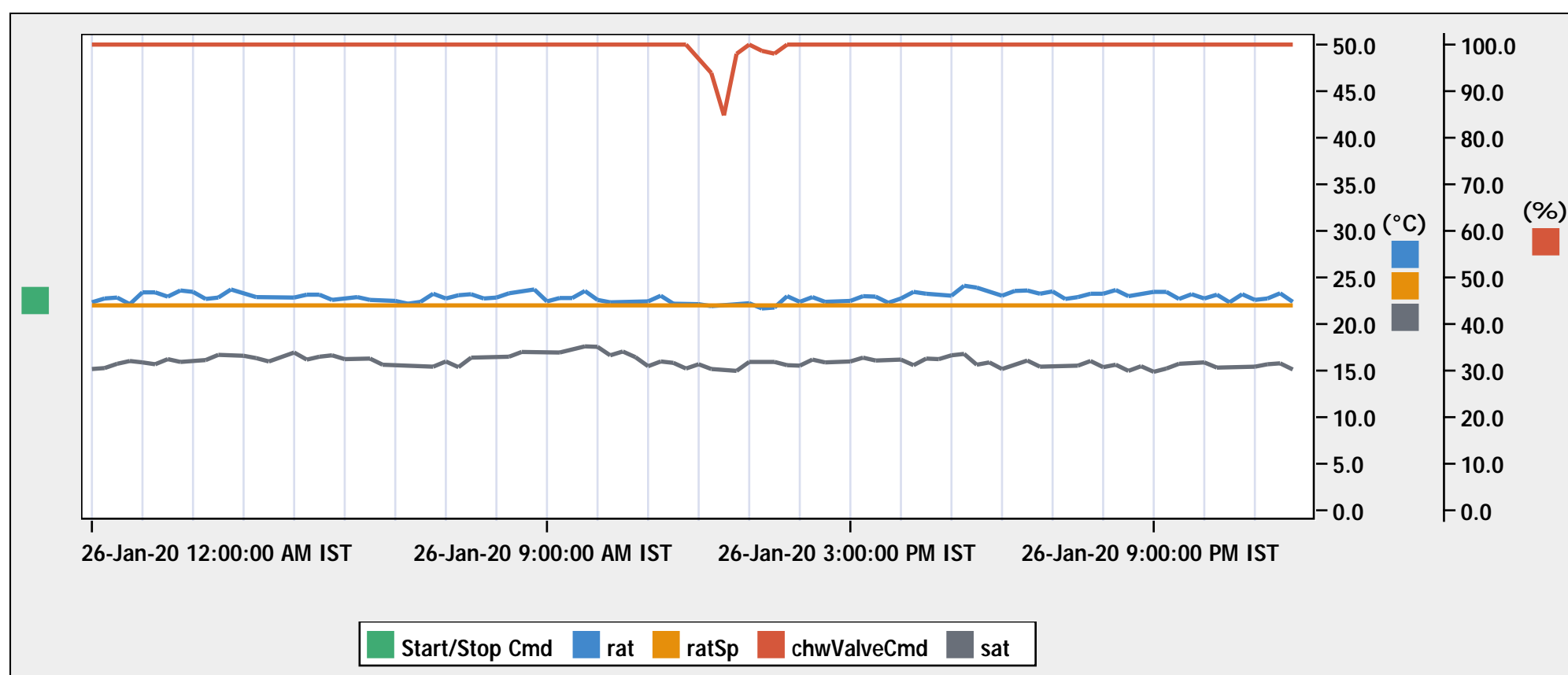




# 1F AHUs Runtime | 2020 Jan 26

Generated on 27-Jan-20 12:24 AM IST

## AHU 1-1



Runtime:

Total(hr)	Auto(hr)	Manual(hr)
23.92	23.92	-0.00

AHU Start/Stop Time:

Timestamp	Value
-----------	-------

Return Air Temperature:

Min (°C)	Max (°C)	Avg (°C)
21.7 °C	24.1 °C	22.9 °C

Supply Air Temperature:

Min (°C)	Max (°C)	Avg (°C)
14.9 °C	17.6 °C	16.0 °C

VFD Speed:

Min (rpm)	Max (rpm)	Avg (rpm)
1026.0 rpm	1027.0 rpm	1027.0 rpm

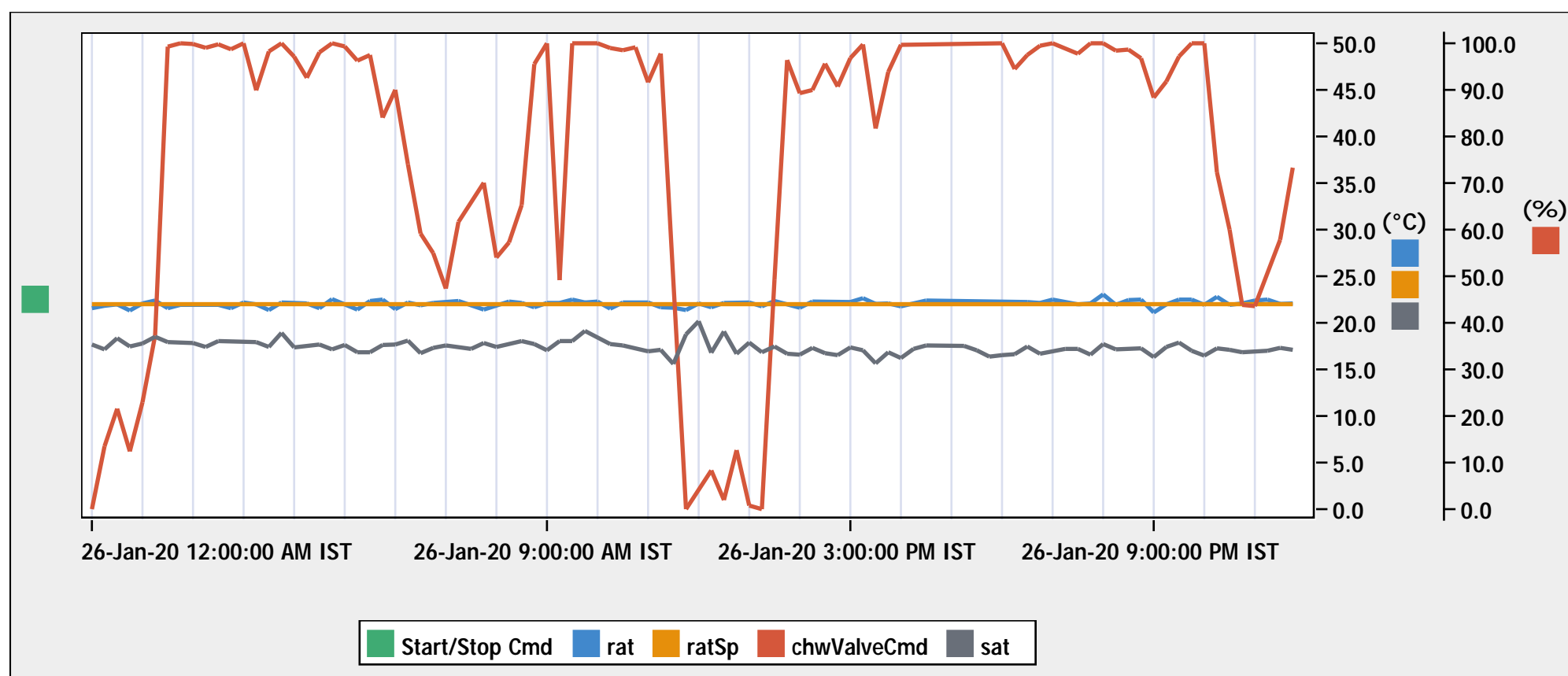
Return Air Temperature Setpoint:

Min (°C)	Max (°C)	Avg (°C)
22.0 °C	22.0 °C	22.0 °C

Chilled Water Valve Output:

Min (%)	Max (%)	Avg (%)
84.8 %	100.0 %	99.7 %

## AHU 1-2



Runtime:

Total(hr)	Auto(hr)	Manual(hr)
23.92	23.92	0.00

AHU Start/Stop Time:

Timestamp	Value
-----------	-------

Return Air Temperature:

Min (°C)	Max (°C)	Avg (°C)
21.1 °C	23.0 °C	22.1 °C

Supply Air Temperature:

Min (°C)	Max (°C)	Avg (°C)
15.6 °C	20.2 °C	17.4 °C

VFD Speed:

Min (rpm)	Max (rpm)	Avg (rpm)
1470.0 rpm	1470.0 rpm	1470.0 rpm

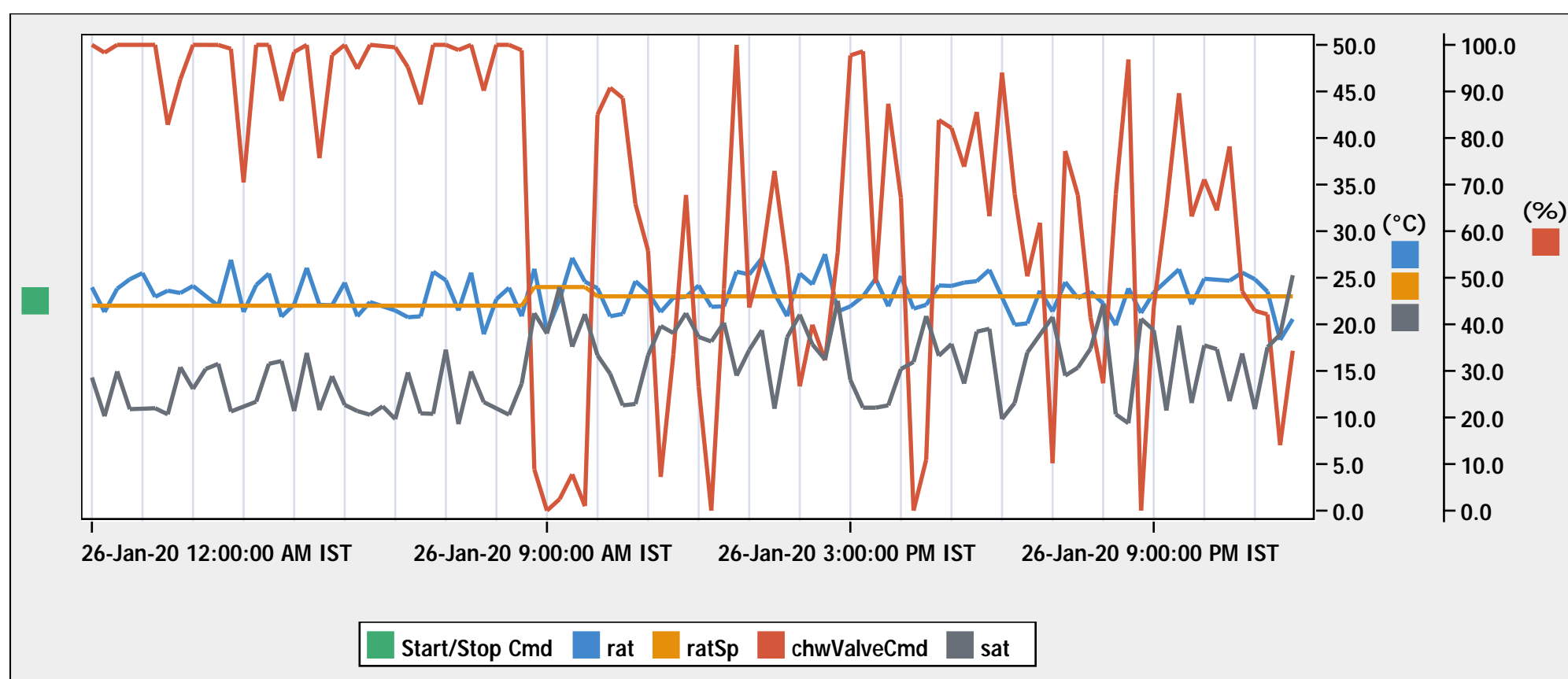
Return Air Temperature Setpoint:

Min (°C)	Max (°C)	Avg (°C)
22.0 °C	22.0 °C	22.0 °C

Chilled Water Valve Output:

Min (%)	Max (%)	Avg (%)
0.0 %	100.0 %	77.2 %

### AHU 1-3



Runtime:

Total(hr)	Auto(hr)	Manual(hr)
23.95	23.95	0.00

AHU Start/Stop Time:

Timestamp	Value
-----------	-------

Return Air Temperature:

Min (°C)	Max (°C)	Avg (°C)
18.3 °C	27.5 °C	23.2 °C

Supply Air Temperature:

Min (°C)	Max (°C)	Avg (°C)
9.3 °C	25.3 °C	15.2 °C

VFD Speed:

Min (rpm)	Max (rpm)	Avg (rpm)
1179.0 rpm	1180.0 rpm	1179.6 rpm

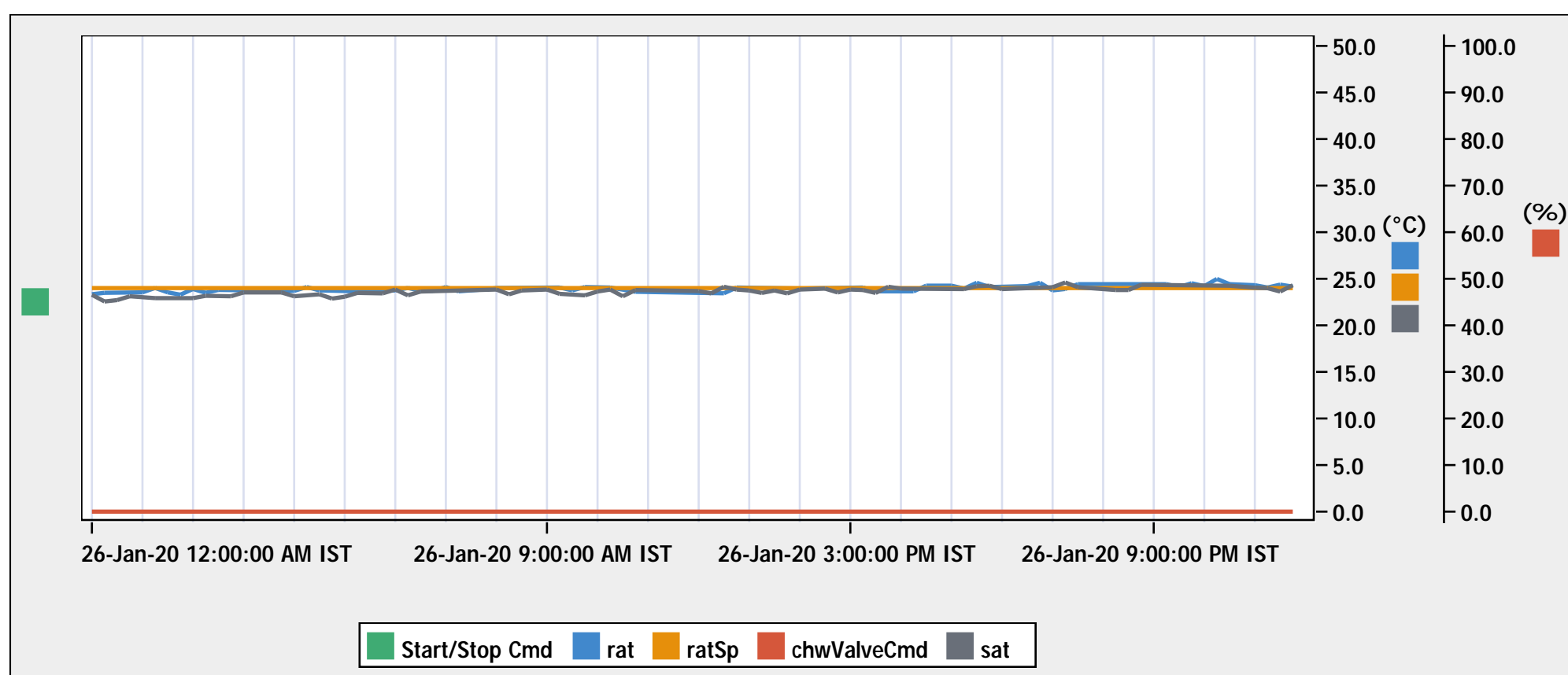
Return Air Temperature Setpoint:

Min (°C)	Max (°C)	Avg (°C)
22.0 °C	24.0 °C	22.7 °C

Chilled Water Valve Output:

Min (%)	Max (%)	Avg (%)
0.0 %	100.0 %	68.2 %

### AHU 1-4



Runtime:

Total(hr)	Auto(hr)	Manual(hr)
0.00	0.00	0.00

AHU Start/Stop Time:

Timestamp	Value
-----------	-------

Return Air Temperature:

Min (°C)	Max (°C)	Avg (°C)
0.0 °C	0.0 °C	0.0 °C

Supply Air Temperature:

Min (°C)	Max (°C)	Avg (°C)
0.0 °C	0.0 °C	0.0 °C

VFD Speed:

Min (rpm)	Max (rpm)	Avg (rpm)
0.0 rpm	0.0 rpm	0.0 rpm

Return Air Temperature Setpoint:

Min (°C)	Max (°C)	Avg (°C)
0.0 °C	0.0 °C	0.0 °C

Chilled Water Valve Output:

Min (%)	Max (%)	Avg (%)
0.0 %	0.0 %	0.0 %